

RECOVER

wall

EN RECOVER is available in three versions:

RECOVER BASIC allows switching of the indirect ambient light, the examination light and the reading light.

RECOVER DALI allows individual dimming of the indirect ambient light, the examination light and the reading light.

RECOVER PRO allows for natural progressive lighting. Used in combination with the RECOVER Master Unit, four dynamic light transitions can be run. The four programs can be combined, through the RECOVER software, to form an annual light program. The examination light can be dimmed using the master unit, and the reading light can be switched in 2 stages. There are buttons built into the lamp to switch the two nurse night lights.

DE RECOVER ist in drei Varianten erhältlich:

RECOVER BASIC ermöglicht die Schaltung des indirekten Raumlichts, des Untersuchungslichts und des Leselichts.

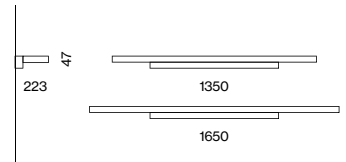
RECOVER DALI ermöglicht ein individuelles Dimmen des indirekten Raumlichts das Untersuchungslichtes und des Leselichtes.

RECOVER PRO ermöglicht naturnahe Lichtverläufe. In Kombination mit der RECOVER Master Unit können vier dynamische Lichtverläufe abgespielt werden. Mittels der RECOVER Software können die vier Programme zu einem Jahreslichtprogramm aneinandergesetzt werden. Das Untersuchungslicht ist über die Master Unit dimmbar, das Leselicht in 2 Stufen schaltbar. Die beiden Schwestern-Nachtlichter sind mittels in der Leuchte eingebaute Taster schaltbar.

Quickinfo

2200–31000 K, TW
 CRI ≥ 95, 3 SDCM
 up to 96 lm/W
 L80 @ 50 000 h
 glass cover
 non DIM, DALI

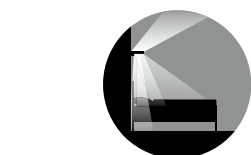
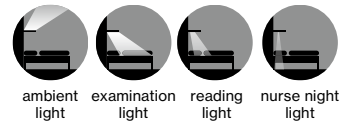
Types



Colour



Light distributions



four in one light distribution



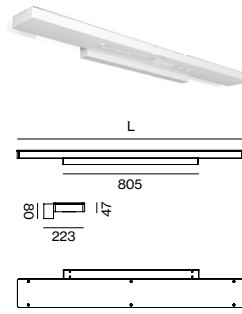
master unit



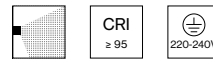
circadian light 2200–31000 K

MATERIAL COLOUR

○ pure white RAL 9010

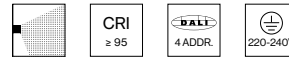


RECOVER



BASIC

SYS. POWER	COLOUR TEMP.	LUM. FLUX	L (mm)	ORDER CODE
108 W	3000 K	7870 lm	1350	099-2210517
127 W	3000 K	9380 lm	1650	099-2211517



DALI

SYS. POWER	COLOUR TEMP.	LUM. FLUX	L (mm)	ORDER CODE
91 W	2700-6500 K*	8550 lm**	1350	099-2210D37
106 W	2700-6500 K*	10200 lm**	1650	099-2211D37

*examination and reading light 3000 K **measured at 6500 K



PRO

SYS. POWER	COLOUR TEMP.	LUM. FLUX	L (mm)	ORDER CODE
198 W	2200-31000 K*	16900 lm**	1350	099-2210037
237 W	2200-31000 K*	20600 lm**	1650	099-2211037

*examination and reading light 3000 K, nurse night light 2200 K

**measured at 5000 K

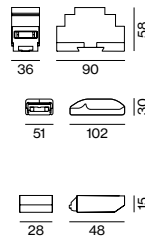
Accessories for RECOVER DALI

DALI POWER SUPPLY 220-240 V

TYPE	L-W-H (mm)	ORDER CODE
for top-hat-rail mounting 240 mA	90-36-58	002-59871
for ceiling insertion 200 mA	102-51-30	002-59880

DALI MODULE for group/scene control

TYPE	L-W-H (mm)	ORDER CODE
DALI control of 4 scenes/2 groups	48-28-15	002-54026



Accessories for RECOVER DALI/PRO

MASTER UNIT (DALI optional/PRO mandatory)

TYPE	L-W-H (mm)	ORDER CODE
single patient room	85-48-160	099-2291137
double patient room	85-48-160	099-2291237
three patient room	85-48-160	099-2291337
four patient room	85-48-160	099-2291437
five patient room	85-48-160	099-2291537
six patient room	85-48-160	099-2291637

INSTALLATION HOUSING (mandatory for MASTER UNIT)

for installation in solid walls

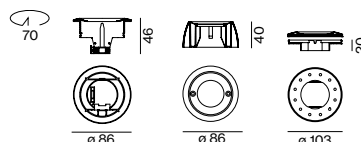
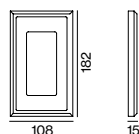
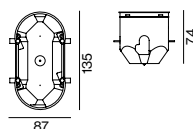
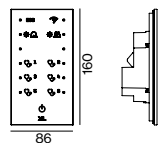
TYPE	L-W-H (mm)	ORDER CODE
installation housing	71-75-135	099-2290000

SAFETY FRAME FOR MASTER UNIT (optional)

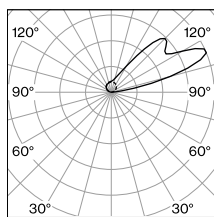
TYPE	L-W-H (mm)	ORDER CODE
safety frame	108-15-182	099-2298007

LIGHT SENSOR / MOTION DETECTOR DALI, PRO (optional)

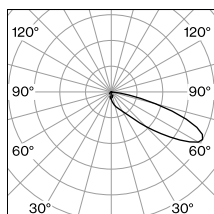
TYPE	ORDER CODE
recessed ceiling mounted	002-54051
surface mounted	002-54058
socket mounted	002-54053



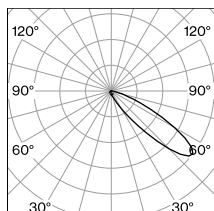
Light distributions



ambient light



examination light



reading light